

# BRING USTA JUNIOR TEAM TENNIS TO YOUR COMMUNITY



[usta.com/jtt](http://usta.com/jtt)

# KIDS LOVE PLAYING SPORTS ON TEAMS

## CONNECT MORE KIDS TO THE GAME THROUGH JUNIOR TEAM TENNIS

You love tennis and want to get more involved in your community. The USTA is looking for new coaches and organizers to grow the sport. Start a Junior Team Tennis League and give children a remarkable tennis experience so they play for a lifetime. Now, you can choose the format that works just for you.

Junior Team Tennis organizers tend to fall into five categories. You don't need teaching experience to start a league or manage a team. No tennis experience is required! It's easier – and more rewarding – than you ever imagined.



### PARENTS:

Manage a team or start a league—no tennis experience is required. Share a great experience with your child.



### PE TEACHERS:

Coach or manage a team or start a league and connect your children to a way to play outside of school hours.



### AFTER-SCHOOL PROVIDERS:

Start a team or league to expand your current offerings and increase your participation.



### TEACHING PROS, PROVIDERS, AND ORGANIZATIONS:

Start a league or coach a team to get more children playing tennis and expand your programs.



### HIGH SCHOOL COACHES:

Start a league or encourage your students to join a team and provide more play and practice for your players out of season.

For more information, visit [usta.com/jtt](http://usta.com/jtt)

# STARTING A LEAGUE

## 1. WHERE: Determine what tennis facilities are available in your community.

Keep in mind: all you need are two courts.

## 2. WHEN: Think about what time of year is right for your league's season.

Your season will depend on where you live and the availability of courts. Most leagues play during the spring, summer or fall, but there are many leagues that are successful by playing indoors during the winter.

## 3. WHO: What age group(s) do you want to involve?

This choice will affect what kind of equipment you'll need as well as what times of the day you can schedule play. Like other sports, Junior Team Tennis divides play into age and skill categories.

- 8 & under
- 10 & under
- 12 & under
- 14 & under
- 18 & under

## 4. HOW: Call or email your USTA section office for support.

The USTA is committed to helping you every step of the way. Your local USTA section office can provide you with:

- Contact information for tennis facilities, advocates, leaders and schools in your local area
- A start-up kit with information about league formats, rules and regulations
- Information about on-court trainings – typically a one-day training course proven to enhance coaching skills

You can find the contact information for your community's section on the inside back cover of this pamphlet.

# JUNIOR TEAM TENNIS AND CHAMPIONSHIP JUNIOR TEAM TENNIS

Now, you have the flexibility to start a league that works for you. You can organize a Junior Team Tennis league that focuses only on local play, or a Championship Junior Team Tennis league that can advance as far as Nationals.

- More teams: gender neutral and single-gender teams
- More local play: kids play at least twice each team match
- More fun: cooperative lineups for level-based play

For more information, visit [usta.com/jtt](http://usta.com/jtt)

## FIND PARTNERS

It's absolutely vital that you establish a support system. You will be much more successful if your league has additional volunteers and supporters to help you along the way.

| PARTNER  | MISSION  | HOW THEY CAN HELP  |
|--|--|--|
| <b>Certified Tennis Professional</b>             | Grow tennis programming.   | Instructors are a part of the local tennis community and want to get more kids in the game.  |
| <b>Youth Community Organizations (CTA, NJTL)</b> | Reach a wider audience of children.                                | Youth Service Organizations look for quality youth programming to offer their existing audience. Partnering with these groups can get you access to this audience as well as their staffing resources.   |
| <b>Schools (PTAs/PTOs)</b>                       | Education and child development.                                   | Schools and districts have facilities, teachers and kids and make great partners to help start your league.  |
| <b>Parks &amp; Recreation Facilities</b>         | Fill extra court time, expand community programming.               | Your city's or town's parks department may be able to provide additional court access. If you can run your league through your local park, the park may waive the court fees. Additionally, local parks may be able to help you promote your league. |
| <b>Existing Tennis League</b>                    | Expand to more players.  | If there's an existing league in your area, work with it. You'll be able to save money through shared equipment and you'll also improve the quality of the league.   |
| <b>Commercial Private Tennis Clubs</b>           | Increase club membership, get more traffic to the club's facility. | Tennis clubs can be a great resource when looking for volunteers with the time and passion for tennis (especially seniors).  |

For more information, visit [usta.com/jtt](http://usta.com/jtt)

## FINDING COURTS

### City Parks

These organizations exist to provide community activities like Junior Team Tennis and should be happy to help you.

### Schools

When school is out for the summer, many school courts are underutilized. School administrators, including high school and middle school coaches, might welcome the activity, especially if some of their students are players in your league.

### Colleges

College campuses have more flexibility during the school year and players on college teams are an excellent source of volunteers or coaches, especially if their college has a community service requirement for graduation.

### Private Tennis Clubs

If meeting with a club manager, emphasize how many new players your league will be bringing to his/her facility.

### Apartment Complexes, Gated Communities

These private facilities may have more availability and lower prices than private tennis clubs.

## BUDGETS

Determining financial requirements and the preparation of a league budget are necessary components of any Junior Team Tennis league.

### CONSIDER BUDGETING FOR:

- Court fees for practices and matches
- Tennis balls and court equipment
- Awards/trophies

## THE POWER OF PARENTS

Parents have a huge influence over their children's sports participation and can accomplish the following:

- Connect you to more players
- Provide administrative support
- Establish key partnerships
- Provide on-court assistance

# FINDING TEAM MANAGERS

The job of the team manager is to help organize the players. You don't need to be a tennis expert or have coaching experience to be a team manager. Typically, the role consists of the administrative tasks including scheduling practices and matches, parents meetings and distributing forms.

## A GOOD TEAM MANAGER CAN BE ANYONE WHO CAN:

*Excite* players and ensure they enjoy the game and league play.

*Organize* activities, practices and games.

*Teach* simple tasks and aspects of the game in a positive learning environment.

*Motivate* players to play their best so they keep playing and learning.

The person responsible for player supervision and instruction is the coach. This role includes the on-court activities such as running practices and setting lineups. Ideally, you should have one coach and one team manager per team.

## IN YOUR SEARCH, YOU SHOULD CONSIDER:

- Parents of players
- School teachers and administrators
- Adult league players
- Coaches from other sports
- Recent graduates and college players
- Volunteers from your partner organizations

You should hold a team manager orientation one month before your league is to begin play. This will help you evaluate the strengths and confidence levels of your coaches.

Based on what you learn, you can pair less experienced team managers with ones who have more coaching or teaching experience to be mentors. Also, you can direct them to [CoachYouthTennis.com](http://CoachYouthTennis.com) for additional training.

# FINDING YOUR WAY

Here's a sample timeline to help you stay on track.

## 16 WEEKS OUT

- Meet with community organizations about partnering with your league
- Organize a kick-off meeting with parents, coaches and other volunteers – the core group who believe in your league as much as you do
  - Finalize your league format, rules, and regulations
  - Create a tentative league schedule
  - Develop a budget
  - Begin contacting court facilities
  - Start recruiting team managers/coaches and volunteers

## 12 WEEKS OUT

- Secure your courts
- Set up a team manager/coach's meeting
- Tentatively organize the teams

## 8 WEEKS OUT

- Register your league with TennisLink ([tennislink.usta.com/teamtennis](http://tennislink.usta.com/teamtennis))
- Begin promoting your league with your partners
- Hold a registration drive for registering players

## 4 WEEKS OUT

- Hold a manager/coach meeting to distribute league rules
- Team manager/coach collect entry applications and fees from players for registration
- Create a match schedule and distribute to all team managers
- Order league awards
- Plan an end-of-league social event

## DURING THE SEASON

- Team managers/coaches collect and input all match scores into TennisLink
- Advise teams of advancement opportunities




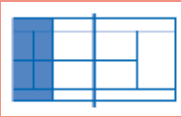
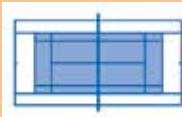
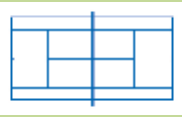
## POSTSEASON

- Summarize the season with final budget and evaluations
- End-of-season party
- Start planning for next season

For more information, visit [usta.com/jtt](http://usta.com/jtt)

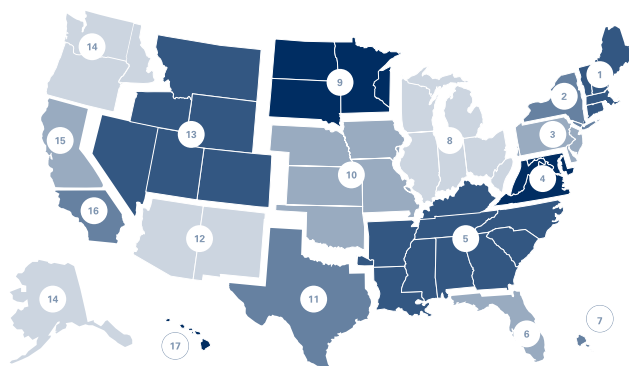


The chart below shows how children can advance through the Junior Team Tennis league, playing with equipment and courts sized right for their age and ability.

| STAGE      | RED  | ORANGE  | GREEN  |
|------------|--|---|--|
| AGE        | 5 - 8  | 9 - 10  | 11 and up  |
| BALL       |  <p>Red felt or foam<br/><i>Moves slower and bounces lower than orange ball</i></p> |  <p>Orange<br/><i>Moves slower and bounces lower than green ball</i></p> |  <p>Green<br/><i>Slightly reduced bounce from yellow ball</i></p> |
| COURT SIZE |  <p>36' x 18'</p>   |  <p>60' x 21' singles<br/>60' x 27' doubles</p>                          |  <p>78' x 27' singles<br/>78' x 36' doubles</p>                  |
| NET HEIGHT | 2'9"   | 3' center,<br>3'6" at net posts   | 3' center,<br>3'6" at net posts  |
| RACQUET    | Up to 23"  | 23" - 25"   | 25" - 27"  |

## SECTION CONTACT INFORMATION

1. New England Section (508) 366-3450
2. Eastern Section (914) 697-2300
3. Middle States Section (610) 935-5000
4. Mid-Atlantic Section (703) 556-6120
5. Southern Section (770) 368-8200
6. Florida Section (386) 671-8949
7. Caribbean Section (787) 982-7782
8. Midwest Section (317) 577-5130
9. Northern Section (952) 887-5001
10. Missouri Valley Section (913) 322-4800
11. Texas Section (512) 443-1334
12. Southwest Section (480) 289-2351
13. Intermountain Section (303) 695-4117
14. Pacific Northwest Section (503) 520-1877
15. Northern California Section (510) 748-7373
16. Southern California Section (310) 208-3838
17. Hawaii Pacific Section (808) 585-9503



[usta.com/Youth-Tennis/Junior-Team-Tennis/section\\_coordinators](http://usta.com/Youth-Tennis/Junior-Team-Tennis/section_coordinators)

